

2020



COMPANY STAFF

CAPTAIN (Officer in charge of all groups)
Captain Samuel Skinner

1stMountIsaBoysBrigade@gmail.com
0400 357 882

PASTOR
Ps. Tim Grant

CHAPLAIN
Warrant Officer Benjamin Beard

OFFICERS IN CHARGE OF ANCHORS
Lieutenant Holly Page (Section leader)
Vacant

OFFICERS IN CHARGE OF JUNIORS
Captain Samuel Skinner (Section leader)
Squad Leaders

BLUE: Lieutenant Boy Page
GREEN: Captain Samuel Skinner
RED: Warrant Officer Gary Lewis
PURPLE: Ps. Tim Grant

OFFICERS IN CHARGE OF SENIORS
Lieutenant Jeremy Jones (Section leader)
Warrant Officer Nathan Woodall

jp_jones@live.com.au
0432 092 040

TREASURER
Warrant Officer Christie Jones

SECRETARY
Lieutenant Jess Skinner

1stMountIsaBoysBrigade@gmail.com
0409 261 729

Long term training for long term results

1ST MOUNT ISA BOYS' BRIGADE

LET THE ADVENTURE BEGIN!

OUR OBJECTIVE: The advancement of Christ's kingdom among Boys and the promotion of habits of obedience, reverence, discipline and self respect and all that tends towards a true Christian Manliness.



The Boys` Brigade is the oldest Christian uniformed organisation in the world. Formed in 1883, it is international and inter-denominational. 1st Mount Isa Company restarted on the *24th of January in 2018 after a period of closure.*



Our company is staffed completely by dedicated volunteers. We undertake to faithfully train, guide and assist your son to develop into a responsible and resourceful citizen. You can be of great assistance by joining us in a partnership with your son who will be the one who receives the benefit of our combined efforts. Our group is one of the very few who would undertake to do this with you.

AGES OF MEMBERS:

Boys who are 5 to 7 in 2020 join our youngest group known as **Anchors**.
Boys who are 8 to 11 in 2020 join **Juniors**.
Boys who are 12 to 18 in 2020 join **Seniors**.

MEETING TIMES:

ALL sections meet on **Friday** nights, commencing at 6.00pm and finishing at 8:00pm (for Anchors and Juniors) and 9:00pm (for Seniors).

No Boys` Brigade during school holidays and on public holidays. We take a break too. ☺

ENROLMENT INFORMATION:

It is helpful to us to be able to keep good contacts with families of boys. Our online enrolment form is designed for us to know all relevant information about your son and his circumstances. Please assist us by providing this information as soon as possible. This also forms part of the insurance cover for members of Boys` Brigade.

6PM

BOYS' BRIGADE QUEENSLAND

State Office and Equipment Shop
12 Monaco St, Holland Park 4121
PO Box 165, Mt Gravatt Qld 4122
Phone: (07) 3849 4498

More information about the Brigade can be found on the internet. Brigade Australia web address is:

<http://www.brigadeaustralia.org>
[Our company, http://boys.brigadeaustralia.org/qld-brigade-groups/north-queensland/1st-mount-isa](http://boys.brigadeaustralia.org/qld-brigade-groups/north-queensland/1st-mount-isa)



AWARDS

All boys strive for activity awards (badges). If a boy attends regular instruction and participates willingly and is fair to others and at a level appropriate to his academic ability he will receive his awards. Some awards cater for achievement in sports, hobbies, outdoor skills and other subjects. The awards are normally presented at the annual Badge and Awards Ceremony at the end of the year.



BRONZE SERVICE AWARDS are given to boys who distinguish themselves by outstanding regularity in attendance. To be eligible a boy must be able to come to BB at least 90% of weekly meetings with good conduct.

SILVER SERVICE AWARDS are given to boys who qualify for the Bronze Service Award and also attend voluntary Christian worship at least 90% of the time.

COMPANY AWARDS signify outstanding participation in all company activities for the year. Good behaviour is imperative for this honour.

UNIFORM: As equality is important to the individual, we all wear a uniform at Boys` Brigade, boys and leaders alike. A new boy receives his uniform after coming for 5 weeks. This uniform is smart and the boys are trained to wear theirs with suitable pride. Boys will be encouraged to wear this uniform at company outings and competitions. To dress differently is often attributed to lack of team loyalty. Boys should bring a bag on Friday nights to place the pieces of uniform in that they remove for activities.



Please ensure all uniform items are named.

MEETING PLACES:

Company Nights: Mount Isa Baptist Church
Cnr Isa and Deighton Street

Church Parades: Mount Isa Baptist Church
Cnr Isa and Deighton Street

CHURCH PARADES: On 2 occasions each year we encourage boys and their families to share in a worship service which is designed to appeal to young people. These Sunday parades take the form of an assembly (parade) by the members of The Boys` Brigade and The Girls` Brigade while families take a seat in the church. The boys and girls parade into the church to join their families in worship.

All are welcome.



“The purpose of The Boys’ Brigade in Australia is to provide, in cooperation with the local church, a supportive Christian community for boys and young men to assist in their Christian growth, balanced personal development, and leadership training, and to assist the church reaching out into the community.”

SPECIAL RULES:

- No chewing gum at parades
- Uniform to be worn to parades
- No smoking, drugs or alcohol
- Mobile phones to be turned off and not worn during parades
- Follow instructions of officers and leaders



NON-ATTENDANCE: If your son is unable to come to a night, church parade, competition or other outing please advise his section leader or the captain, before the event. Attendances count for an award which recognises outstanding loyalty and regularity of attendance. A boy will receive marks if his absence is unavoidable and includes situations such as sickness/injury, family trips and school excursions.

FEES: To cover costs of activities, some excursions, awards, craft, administration expenses and other operating expenses a yearly fee is required from each member of Boys` Brigade. Extra activities such as camps will have a fee associated with them. This years` fees are:-

Anchors	\$160 (\$40.00 per term)
Juniors	\$160 (\$40.00 per term)
Seniors	\$160 (\$40.00 per term).

There are two options for paying.

Option 1 is to pay the per term amount each term by the following dates:

- Term 1 - 21 February 2020
- Term 2 - 15 May 2020
- Term 3 - 14 August 2020
- Term 4 - 30 October 2020

Option 2 is to pay the total fee in one lump some by 21 February 2020, and receive a \$10 discount.

Payments can be made by direct deposit. Our bank details are;

BSB: 704-913,

Account number: 100000778

Account Name: **Boys Brigade**. Please ensure your son's name is in the description of the payment along with the term paid for.

FUNDRAISING: Special activities such as camping and canoeing require resources and we have limited funds and resources. You are invited to assist us in any project involving fundraising to meet these costs.



Fun, Challenge and Adventure

CAMPS AND COMPETITIONS: During the year we have a couple of excursions planned. When we travel to these activities, officers and parents usually provide transport. The meeting place will vary, information will be provided before each activity. When the activity is over we deliver every boy to a parent or their pre-arranged nominee post event and that you be contactable by phone until this occurs. Those who accept responsibility for boys must drive safely.




SIGNING IN/OUT

All Children, Officers/Helpers and Visitors must be signed in and out of Boys' Brigade each night. Anchor Boys and Juniors must be signed in by a parent/carer. Seniors (15 years+) and Adults are required to sign themselves in and out. Once signed in boys are not permitted to leave the premises unless directed by a Leader.


Parents/carer/emergency contact or person that has signed in the child will only be allowed to sign out and collect them unless indicated on the Sign In/Out Register.

At the close of parade you are required to sign your child out.

- Rank is shown by Brigade stripes worn on each epaulette with the stripes pointing outwards: 1 stripe for Lance Corporal; 2 stripes for Corporal; and 3 stripes for Sergeant.
- The right Brigade Award Badges Armband will be worn on the right arm, with the shirt epaulette passed through the loop on the top of the armband, the Company title will be placed 5cm from the top of the armband. The left Special Awards Armband is worn midway between the shoulder and the elbow. Level 1 awards are metal badges, higher levels are indicated with coloured backing cloth patches:- Level 2 - Red, Level 3 - Blue, Level 4 - White and Level 5 - Gold.



Right arm band



Left arm band

Detailed Uniform Information

The Boys' Brigade Australia, the pioneer of voluntary uniformed youth organisations, still strongly believes in the value of remaining a uniformed organisation as it serves the following purposes:

- Identification & public relations - *allows members to physically identify their association & involvement, provides the public with a visible distinction from other groups, as part of an international youth movement.*
- Unity - *levelling socioeconomic barriers without being a barrier in itself.*
- Significance - *visible acknowledgement of personal achievements and age progression.*
- Personal development - *can be used to develop further skills of self-presentation in ensuring it is sufficiently presentable; attention to detail & discipline in the wearing and its use according to regulations over a period of time.*

It is the policy of The Boys' Brigade Australia to define the uniform for use by all members (including leaders).

Anchors


- Light blue company polo shirt, with our logo embroidered on left hand chest.
- Navy blue Brigade Field Service Cap with Brigade cloth cap badge sewn on the left side 5cm from the front of the cap, on the bottom band of the cap.
- Navy blue elastic waist shorts.
- Brigade navy blue long socks with two white bands pulled up & folded to just below the knee.
- A cloth yearly Anchors attendance award badge is available that can be sewn directly on the right sleeve with the bottom of the badge just above the hem of the sleeve.



- Black shoes.

Juniors Uniform

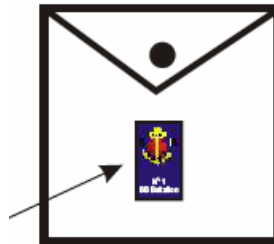
- Navy blue Brigade Field Service Cap with Brigade cloth cap badge sewn on the left side 5cm from the front of the cap, on the bottom band of the cap. The cap should be worn angled slightly to the right with the right edge placed horizontally. The top middle of the cap should be tapped down to give a "dipped" effect.



- Brigade navy blue poly/cotton shirt, with two button flap pockets and epaulettes.

- Company title should be sewn centrally on both sleeves with the top of the title 5cm below the shoulder seam.

- A Brigade Juniors crest should be sewn centrally and midway between the bottom of the pocket and the point of the pocket flap on the left breast pocket.




- A Brigade light blue tie should be worn neatly tied with the tip of the tie just reaching the top of the shorts.

- Navy blue elastic waist shorts.

- Brigade navy blue long socks with two white bands pulled up & folded to just below the knee.

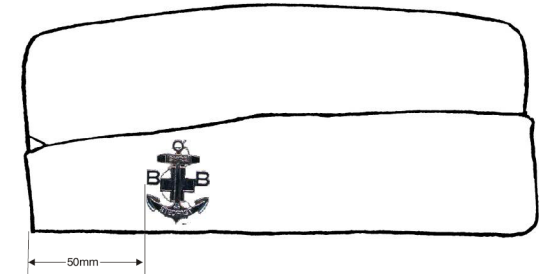
- Black shoes.

- A Brigade Armband for award badges should be worn on the right arm just above the elbow. The badges should be placed as shown in the following diagram. The first row is reserved for service awards, the remaining two rows for achievement badges. If the boy was not in Anchors then the first yearly service award is placed in the top left hand corner.



Seniors Uniform

- Navy blue Brigade Field Service Cap with Brigade metal anchor fixed on the left side. The front of the badge should be placed 5cm from the front of the cap. The cap should be worn angled slightly to the right with the right edge placed horizontally. The top middle of the cap should be tapped down to give a "dipped" effect.



- Brigade navy blue poly/cotton shirt, with two button flap pockets and epaulettes.

- Combined Brigade and Company title should be sewn centrally on both sleeves with the top of the title 5cm below the shoulder seam.

- A Brigade Seniors crest should be sewn centrally and midway between the bottom of the pocket and the point of the pocket flap on the left breast pocket.

- A Brigade white shoulder belt should be worn over the right shoulder under the epaulette, passing down the back to the left hip under the belt, folded up over the front and then buckled. The centre of the buckle should be 10cm above the bottom of the belt. Sergeants should wear a red cloth shoulder belt instead of the white belt.

- A Brigade light blue tie should be worn neatly tied with the tip of the tie just reaching the top of the belt buckle. The tie should pass behind the shoulder belt.

- Black leather standard width belt with buckle.

- Brigade long socks pulled up to below the knee to be worn with navy blue shorts.

- Polished black shoes.