

# **THE LIFE OF JESUS**




Image from FreeBibleImages.org

## **JESUS WASHES HIS DISCIPLES' FEET**

**John 13:1-17**

# JESUS WASHES HIS DISCIPLES' FEET

What does it feel like waiting to see if someone would wash your feet? Would you want someone to wash your feet or not? What is special about **a teacher** doing this for **you**?




Image from FreeBibleImages.org

*John 13:3-5*

<sup>3</sup> Jesus knew that the Father had given him authority over everything and that he had come from God and would return to God. <sup>4</sup> So he got up from the table, took off his robe, wrapped a towel around his waist, <sup>5</sup> and poured water into a basin. Then he began to wash the disciples' feet, drying them with the towel he had around him.

This was unusual. Jesus was the disciples' teacher—their leader. And yet here he was, doing the job of a servant! It was a gross job—people walked everywhere on dirt roads, so their feet got very dirty! But Jesus did it. Jesus shows us how to serve.





Image from FreeBibleImages.org



It might feel strange when your teacher washes your feet. That's a lot like how some of the disciples felt. When Jesus wanted to wash Peter's feet, Peter didn't even want Jesus to do it because he thought Jesus was too important to do the job of a servant. But Jesus was showing them that it's important to serve others. Jesus shows us how to serve. Here's what he said about what he was doing.





Image from FreeBibleImages.org

*John 13:12-17*

*<sup>12</sup> After washing their feet, he put on his robe again and sat down and asked, "Do you understand what I was doing?" <sup>13</sup> You call me 'Teacher' and 'Lord,' and you are right, because that's what I am. <sup>14</sup> And since I, your Lord and Teacher, have washed your feet, you ought to wash each other's feet. <sup>15</sup> I have given you an example to follow. Do as I have done to you. <sup>16</sup> I tell you the truth, slaves are not greater than their master. Nor is the messenger more important than the one who sends the message. <sup>17</sup> Now that you know these things, God will bless you for doing them.*

Jesus shows us how to serve. He gave his disciples an example.

### **Talk About It**

Serving can be difficult. It's not always something we want to do. Think about when it's hard for you to serve.

It might seem like it was easy for Jesus to serve his disciples because they were his friends. But one of his disciples, Judas, had already decided to betray Jesus. He was going to help people kill Jesus! Jesus already knew that, and he washed Judas' feet anyway.

*John 13:11*

*<sup>11</sup> For Jesus knew who would betray him. That is what he meant when he said, "Not all of you are clean."*

Imagine you were serving someone who you knew hated you. What do you think it felt like for Jesus to wash Judas' feet? Jesus shows us how to serve everyone. He shows us how to serve friends. And he shows us how to serve people who aren't friendly to us.

Jesus showed us one way to serve. But washing someone's feet isn't something that's done much today. What are other ways we can serve others?

### **Serving Others**

Jesus shows us how to serve. We can serve our families, friends, and even people we don't know! Let's try one way we can serve like Jesus did.

Let's make bags of hygiene items for people who need them. Some people don't have basic items like soap, shampoo, or tissues. You can make bags you can take with you. The next time you see someone with a sign asking for help, you and your parents can give that person a bag of hygiene items as an act of service.



Thanks for serving people that need help! **Remember to only give these bags away with your parents around.** You'll stay safe, and you can help your parents see how Jesus shows us how to serve.

# LESSON 5: JESUS WASHES THE DISCIPLES' FEET

## CRAFT: SERVING APRONS

### Supplies

- Apron print printed on cardstock
- Fruit print out
- 2 ft of string, ribbon or yarn
- Scissors
- 2 sheets of construction paper, any color
- Pencil
- Glue



### INSTRUCTIONS

1. Print the apron print out on cardstock and cut out the shape and not the strings.
2. Print the fruit print out on cardstock and cut at least 2 fruits out.
3. With a pencil, put the apron cut out on top of one piece of construction paper and trace the shape.
4. Next, fold the construction paper in half and cut it in half.
5. Cut the apron pouch from one of the halves and cut the sides to make the pouch small enough to attach to the apron.
6. Paste your fruit onto your apron with glue. Then paste the pouch over the fruit.
7. On a separate piece of paper, write how you can serve others or write the Bible Verse on it:  
*I have given you an example to follow. Do as I have done to you – John 13:15*
8. Lastly, with a hole puncher punch out one hole on the inside of each of the 2 corners and insert the string through.

In our Bible story, Jesus wrapped a towel around his waist and served his friends by washing their feet. Sometimes people who serve wear aprons around their waists. Why do people wear aprons? What does this say about people who serve others? How is that like Jesus, who shows us how to serve?

We made aprons to remind us of how Jesus served and that we can serve others, too.

### **Talk About It**

Jesus showed us how to serve when he wrapped a towel around his waist and washed his friends' feet. When we see our aprons, it will be a reminder to us of how Jesus teaches us to serve! What's one way you'll serve someone this week while you wear your apron?

