




Finger Puppets



Directions: Before class remove this page, and pages 13 and 14.

Have children cut on the solid cutting lines to separate the four folding finger puppets on page 11. Help the children fold each finger puppet and tape the sides to hold each finger sleeve together.

Distribute pages 13 and 14. Demonstrate folding on the broken lines on page 13 so the page will stand independently. Reverse the folds for the home scene.



Moses Learned from His Family

Lesson 3

1-1022

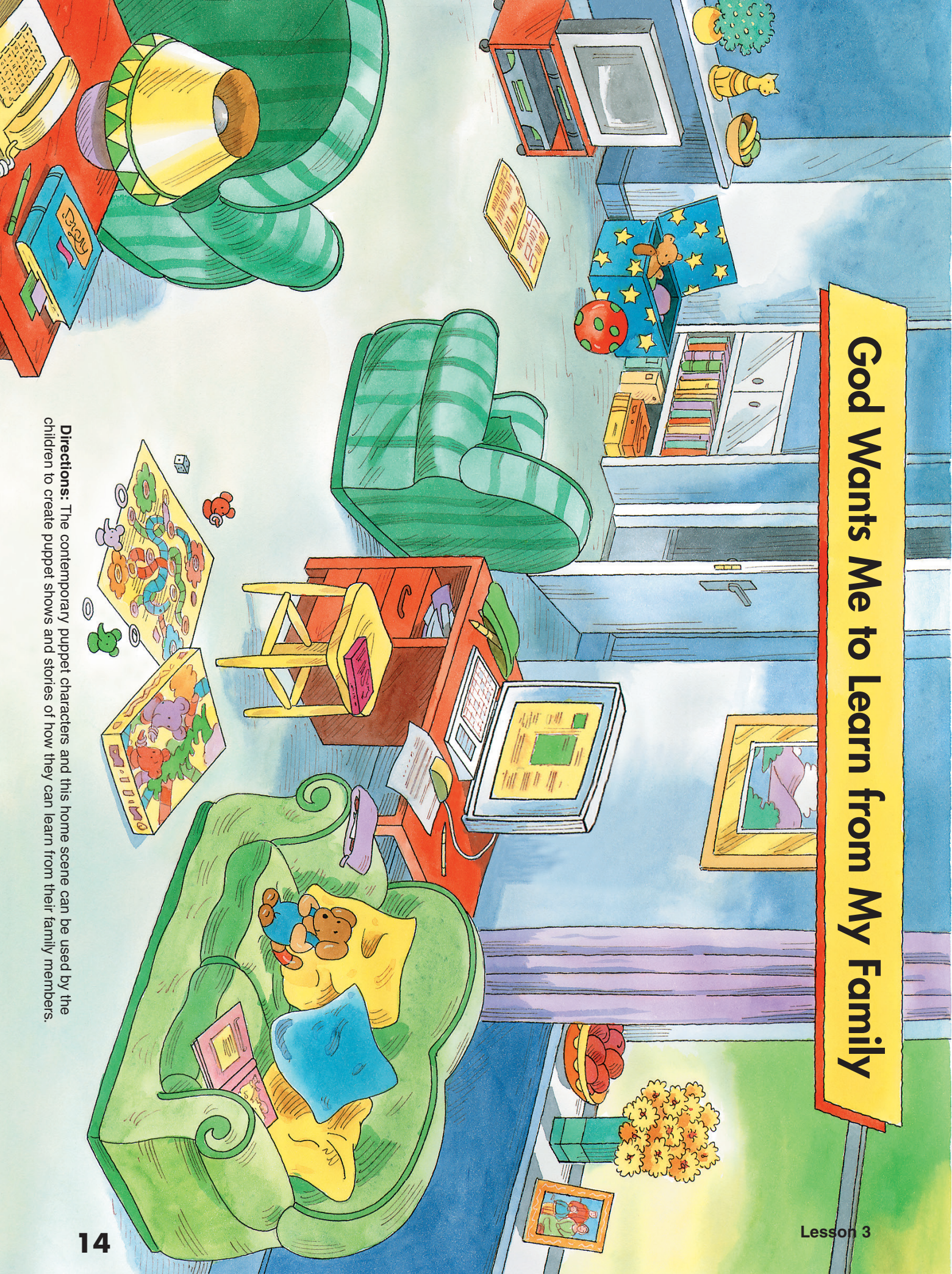
13

Directions: Let your children use the Bible story puppet characters and this Israelite camp scene for retelling the Bible story from Exodus 18.



God Wants Me to Learn from My Family

Lesson 3



Directions: The contemporary puppet characters and this home scene can be used by the children to create puppet shows and stories of how they can learn from their family members.