


# Moses and Aaron



Moses

Aaron

King

Aaron helped  
Moses talk to  
the king.

**Directions:** Read the sentence slowly as you point to each word. Identify each character by name. Ask the children to retell the part of the story shown. Students may color the picture and trace the letters A and M.




# Bible Story Maze

Color   
the story path.

Start



Finish



**Directions:** Have the children use their Bible knowledge to connect the pictures in the order they occurred in the story.



# Hard Jobs for My Family




**Directions:** Talk about the choices shown.  
Let the students circle one or more pictures to show how each might help a family member.

# Who Will I Help?

Draw  how you will help.

Write  the name of whom you will help.



# I will help

---

---

---

**Directions:** Read this page with your class. Allow the students to respond by drawing a picture showing their plans to help a family member this week.