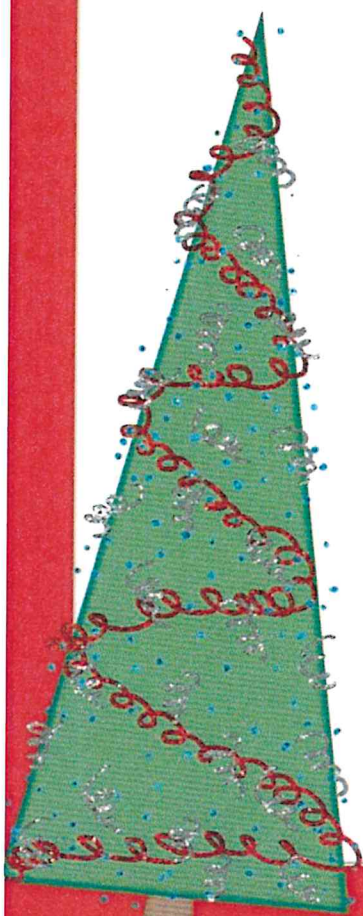
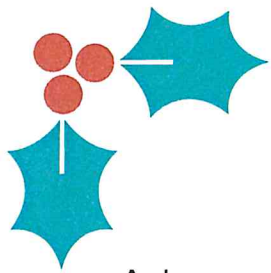


Family Advent Activity Program

Advent begins on
November 29!





A new take on the traditional Advent calendar...

Advent is a time of anticipation for the birth of Jesus. And we know that between work, school, Christmas plays and programs, shopping, and more, it's hard to keep focused on the real reason for celebrating Christmas. But here's help!

This fun and simple activity will get your family talking, encouraging each other, having fun, and sharing about Jesus every day during the Advent season!

It includes conversation starters, prayer prompts, and this-or-that fun. Great to do at meals or on the go!

It's easy! All you'll need is a printer, paper, scissors, and three jars or cups. Here's how it works:

1. Print out the next six pages. You can either print in color or print each page on a separate color of paper.
2. Cut the strips of paper along the dotted line, and keep those in the same category together.
3. Once a day, pick one slip from each category/color and take turns answering the question on the paper.



Conversation Starters



This or That Fun



Prayer Prompts



P.S. Advent officially starts on November 29 this year!

Get more fun, faith-filled ideas for
your family at MyLifetree.com

Group
lifetree[®]
KIDS



What's your favorite thing about the person sitting next to you?



What do you think is God's favorite thing about you?



What's your favorite thing about Christmas?



What's your favorite kind of surprise?



What's your favorite Christmas song, and why?



If you could spend the day with Jesus, what would you ask him?



If you were in charge of Christmas, what's one thing you would change about it? Why?



What's the most fun you've ever had with your family during Advent or the days leading up to Christmas?



What's one Christmas tradition you never want to give up?



If you could be any animal in the stable when Jesus was born, which animal would you be? Why?



If you could trade places with anyone in your family, who would it be, and why?



Describe Jesus in three words.



If you could ask Jesus to do ONE THING for you right now, what would it be?



What do you think Jesus' favorite game would be?



What do you like that God made, and why?



What do you love about Jesus, and why?



What in this room reminds you of Jesus?



If Jesus were a sport, what sport would he be?



Where's your favorite place to talk with Jesus?



What gift do you think Jesus would ask for on his birthday? Why?



What flavor of birthday cake do you think is Jesus' favorite?



At Christmas, what kinds of things take your attention away from Jesus?



What are ways we can stay focused on Jesus this Christmas?



What's your favorite Christmas food?



What's your favorite Christmas movie, and why?



Would you rather drink hot cocoa or apple cider?



Would you rather build a snowman or make a snow angel?



Would you rather be given a gift or have nice things said about you?



Would you rather be surprised or have something to look forward to?



Would you rather play in the snow or snuggle under a blanket and watch movies inside?



Would you rather be the best at one thing...or pretty good at a lot of things?



Would you rather drive a dog sled or go skiing?



Do you prefer cake or pie?



Do you think it's harder to be an adult or a kid?



Would you rather be a polar bear or a reindeer?



Would you rather have Jesus watch your favorite movie with you or play your favorite video game against you?



Would you rather be there when Jesus was born or when the wise men visited?



Do you prefer to sing carols or listen to them?



If Jesus lived on earth today, would you rather be his chef or his party planner?



Would you rather meet an angel or a wise man?



If Jesus were a kid right now, would you rather have him as a classmate or a teammate?



Would you rather have people pray for you or you pray for someone else?



Do you think Jesus would have preferred hamburgers or hot dogs?



Would you rather wake up early or sleep in on Christmas Day?



Would you rather decorate a Christmas tree or decorate Christmas cookies?



Would you rather give Christmas gifts or get Christmas gifts?



Do you prefer white Christmas lights or multicolor Christmas lights?



Would you rather have fresh snow on Christmas or no snow on Christmas?



Would you rather pick out your Christmas outfit or be surprised?



Do you prefer an angel or a star on top of your Christmas tree?



Close your eyes and say the name of the first person you think of.

Once everyone has said a name, pray together for those people.



Write all your names on separate slips of paper. Throw them into a bowl, and have each person draw a name. Say a prayer for that person either silently or out loud.



What are you most thankful for today? Share and say a prayer of thanksgiving for it!



What are you worried about today? Take turns sharing and then ask God to help calm your worries.



Pray for those who are homeless during this Christmas season.



Have each person name someone they're thankful for. Take a moment to say prayers for each of those people.



Name a bunch of your neighbors. Pray for them.



Name a bunch of your classmates and friends. Pray for them.



Pray for someone who is hurting or sad.



Who can you help this week? Pray for God to show you how.



What's your favorite thing about God? Tell him.



Share three things you're thankful for and thank God.



Pop up and say one thing to praise God for. Take turns as many rounds as you'd like.



Ask God to protect those traveling this Christmas season.



Grab a ball or wad up a piece of paper. Take turns throwing it to each other, and be sure to thank God for the person you throw it to.



Zoom around the room and tell each person why you're thankful for them.



What is your favorite thing to celebrate? Thank God for that thing!



What went super-well today? Tell God about it!



Thank God for a new friend you've made.



Thank God for someone who is older than you.



Thank God for someone who is smaller than you.



Think about your favorite present you've ever gotten. Thank God for it and the person who gave it to you.




Ask each person "What could we pray about for you?" And then pray for them.



In just 10 seconds each, name five people you'd like to pray for. Then pray for them.



Point to your favorite thing in the room...thank God for it!




**"Christ Jesus came into the
world to save sinners"**

(1 Timothy 1:15)

Following the
STAR
of Christmas!



A Family-Fun Treat!



Grandma's Braille Cookies

Okay, we don't know if your grandma really made these, but she's going to *wish* she had once she hears about them.

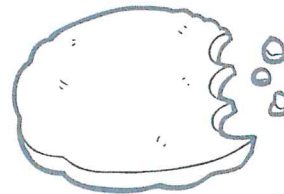

They're cookies with a special twist: You can read them...if you know Braille.

Braille is a written language used by people who are blind. Letters are represented by raised dots that can be read with fingertips.

You'll use Braille on the tops of your cookies to spell words that are all about Christmas: Love, Joy, and Jesus. And you'll spell out the words with cinnamon candies or chocolate chips!

Here's what you'll need:

- large sugar cookies (We bought ours, just like Granny used to.)
- frosting (We'll give you a recipe.)
- butter knife to spread frosting on cookies
- chocolate chips or cinnamon candies to serve as dots



And here's how you make your braille cookies:

1. Lay the cookies along the bottom of this page—that's where you'll see how to place the dots on your cookies.
2. Mix up the frosting.
3. Frost the cookies.
4. Push the dots in place—before the frosting sets up.

And you're done! Well, done except for sharing your cookies with family, friends, and neighbors. Be sure you explain the dots—and why "Love," "Joy," and "Jesus" are what make your Christmas special!

How much frosting you'll need depends on how many cookies you make. This recipe will frost a cake, so plan for a dozen large sugar cookies.

3 cups powdered sugar

½ cup softened butter or margarine

1 ½ teaspoons vanilla

1 to 2 tablespoons milk

In a medium bowl, mix together the powdered sugar and butter. Use a spoon or, with a parent's help, an electric mixer set on "low." Stir in the vanilla and 1 tablespoon of milk.

Slowly beat in just enough of the remaining milk to get a smooth frosting that's easy to spread. Use the knife to spread enough frosting on the cookies for the dots to stay in place.

As you make cookies, here's something to talk about:

- What might it be like to be sightless at Christmastime? What wouldn't you be able to see?
- What would you still enjoy at Christmas, even without sight?
- How might being blind help you see Jesus even better?





Sing Classic Carols Together

Kids love to wiggle, giggle, and dance to great music. You and your family can enjoy lots of great music, including Christmas classics, on the Lifetree Kids YouTube channel!

[YouTube.com/LifetreeKids](https://www.youtube.com/LifetreeKids)

Go to the "Videos" tab to find these Christmas songs and so much more...

Joy to the World
Silent Night
Angels We Have Heard on High
Come, All Ye Faithful
Hark! the Herald Angels Sing
Go, Tell It on the Mountain
O Little Town of Bethlehem
What Child Is This?

