


## Jesus Reads a Bible Scroll

Bible Story based on Luke 4:16-22




**1.** On the last day of the week, Jesus and the people in His town went to the synagogue. This was like our church building.



**2.** The people began to worship God. They sang songs and prayed. Then it was time to learn from God's Word.



**3.** Jesus stood up to read God's Word. The Bible scroll said God would send someone to help people know about God. That person would be God's Son.



**4.** As the people listened, Jesus rolled up the scroll. He said, "God sent Me to help you know about God. I was reading about Myself!"



# Evan's Favorite Part

Evan said, "Can you guess my favorite part of worship service?"

All day Ava asked questions.

Evan and Mom answered all her questions, except the one about Evan's favorite part of the service. When Ava asked about that, Evan giggled.

The next morning, the Li family went to the worship service and sat together. After Pastor Bennett welcomed everyone, it was time to sing songs. Then Evan's Sunday school teacher, Mr. Young, read from the Bible.

"Was that your favorite part?" asked Ava.

Evan shook his head. The choir sang a pretty song. "Was that

your favorite part?" Ava asked. Evan shook his head.

Then Pastor Bennett walked to the middle of the platform and sat down on the steps!

"This is my favorite part!" said Evan. He took Ava's hand. They walked with all the other children to the front and sat on the steps, too.

Pastor Bennett told a special Bible story just for the children. He even showed them a rolled-up paper he made to look like a scroll.

Ava liked Evan's favorite part of the service, too.

## Talk Time

### WHAT I LEARNED ABOUT GOD:

*The Bible is God's Word. God's people learn from the Bible.*

Talk with each other about how the people learned from God's Word in the Bible story. In the story about Evan's favorite part of the worship service, how did Evan and Ava learn from the Bible? Discuss together about what you have learned from the Bible. How do you learn from the Bible?







# Family Scrolls

Watch a plain paper bag change texture and then add your family's favorite Bible verse for a unique reminder that we learn from the Bible.

## You will need for each scroll:


- Brown paper bag
- Markers

## To Make Your Family Scrolls:

1. Cut a rectangle out of a paper bag.
2. Crumple up the bag many times.
3. Flatten the paper.
4. Use markers to write your family's favorite Bible verse or the memory verse on the paper.
5. Roll up the paper from two opposite ends to make a scroll.



Crumpling paper is easier when you have four hands!



## Take It Deeper

Instead of making one scroll for your entire family, have each family member make a scroll and write a favorite Bible verse on it.

**Memory Verse**

*Christ is the head  
of the church.  
Ephesians 5:23*