

## Zion Children

### Sunday School @ 9:45am Sunday Mornings via Zoom

Children's Sunday School with Kim Ridenour meets at 9:45am Sunday mornings via Zoom. Join us as we continue our "Sermon on the Mount Series." Join us at <https://zoom.us/join> or by calling 301.715.8592, and when prompted, enter Meeting ID: **865 7471 1577** and Passcode: **YouthSS**. For more information, contact Kim Ridenour at [miskim@myactv.net](mailto:miskim@myactv.net) or the Church Office at 301.739.7244.



**Sunday Worship @ 11am in-person or virtually at**  
<https://zionreformed.church/sermons>



Zion Reformed United Church of Christ  
 201 N Potomac Street  
 Hagerstown, MD 21740  
[www.ZionReformed.church](http://www.ZionReformed.church)

### Hearing God's Word:

Today in church our scripture theme teaches us to always remain in God's love as we study Jesus' teaching about loving others:



### John 15:9-17

*International Children's Bible®, Copyright 2015 by Tommy Nelson Inc*

<sup>9</sup> I loved you as the Father loved me. Now remain in my love. <sup>10</sup> I have obeyed my Father's commands, and I remain in his love. In the same way, if you obey my commands, you will remain in my love. <sup>11</sup> I have told you these things so that you can have the same joy I have. I want your joy to be the fullest joy. <sup>12</sup> "This is my command: Love each other as I have loved you. <sup>13</sup> The greatest love a person can show is to die for his friends. <sup>14</sup> You are my friends if you do what I command you. <sup>15</sup> I don't call you servants now. A servant does not know what his master is doing. But now I call you friends because I have made known to you everything I heard from my Father. <sup>16</sup> You did not choose me; I chose you. And I gave you this work, to go and produce fruit. I want you to produce fruit that will last. Then the Father will give you anything you ask for in my name. <sup>17</sup> This is my command: Love each other.



Other scriptures we will be thinking about at church this week include 1 John 5:1-6 that tells us to love God by following God's commandments and loving others, even those different than us.

## Family Discussion:

*What do you think it means to love others like Jesus loved?*

Jesus showed love to all he met, he demonstrated love in many different ways. Jesus loved by providing for needs (feeding the 5,000), through healing, through teaching others about God's love, through spending quality time with friends, praying for them and serving them.

Jesus' biggest demonstration of love was dying on the cross. Jesus knew that the most important thing was for others to connect with God in relationship! He showed love by helping them to do this.

*What is the most amazing way that somebody has shown they love you?*

## A Prayer to Say Together:

Dear God,

Thank you that you love each of us. Thank you that Jesus came to the earth to teach us about your love and to make a way so that all of us can come close to you.

Thank you that you call us your friends.

Help us to love others this week and always, to follow Jesus' example, and to serve those we meet so that they can learn more about how much you love them.

Amen.



## Answer Key:


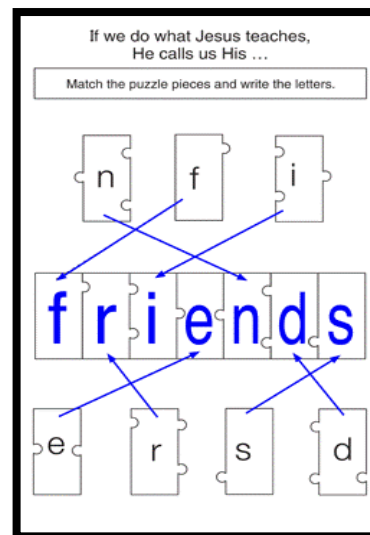






Image from [www.coloringhome.com](http://www.coloringhome.com)

## Family Activities:

Here are some activities you can do together as a family and discussion ideas to explore God's word together.

### Family Activity 1:

In the scripture reading, Jesus says, "If you keep my commands, you will remain in my love." Think about what it means to keep commands with a game of 'Simon Says' or follow the leader. Who is best at keeping the commands and doing what they are told?

### Family Activity 2:

There are many different ways to show and share love with one another. Why not try out each of these love sharing activities together and see which 'love language' you prefer to give and to receive.

- *Quality Time:* Spend some quality time together as a family, go for a walk, watch a movie or play a board game.
- *Encouraging Words:* Write a letter or make a card with an encouraging message for each other or for somebody you want to send some love to.
- *Physical Touch:* Play a game of musical hugs! Put on some music and when the music stops everybody must give another player a hug!
- *Acts of Service:* Think of an act of kindness and service you can perform as a family for a neighbor, friend, or one another.
- *Paying it Forward:* Make a gift to share with somebody else, perhaps you could bake some biscuits or a cake to share or look through old clothes, books and toys in search of something that you could pass on to somebody else as a gift.

Ages 3+

May 9, 2021 • John 15:9-17

## Remain in Jesus' Love

We should love each other  
as Jesus has loved us.

Circle the 2 that are alike in each row.



Zion Reformed United Church of Christ  
201 N Potomac Street  
Hagerstown, MD 21740  
[www.ZionReformed.church](http://www.ZionReformed.church)

Enter your **SECRET CODE** to unlock games @  
[games.childrensbulletins.com](http://games.childrensbulletins.com)


**SECRET CODE!**  
**AGWQK9**

## Puzzle Sheet

Can you find ten  
differences between  
the two picture?


Check every line!

Which two hearts match?  
Can you draw a line to connect them?



Can you find your way  
through the LOVE maze?

How many hearts can you count on the page?





## John 15 v 17

This is my command: Love each other.




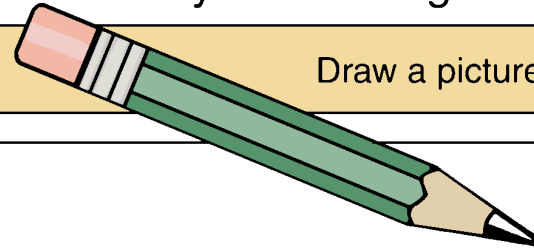
## 1 John 5 v 3

Loving God means obeying his commands. And  
God's commands are not too hard for us.

Image from [www.bestcoloringimages.com](http://www.bestcoloringimages.com)

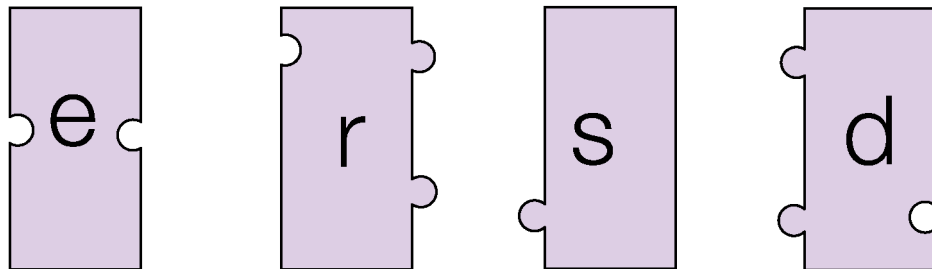
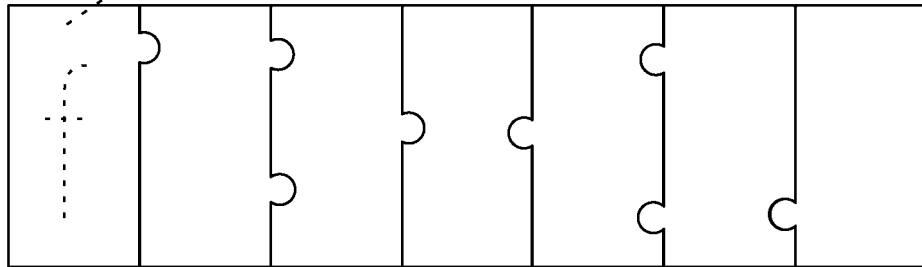
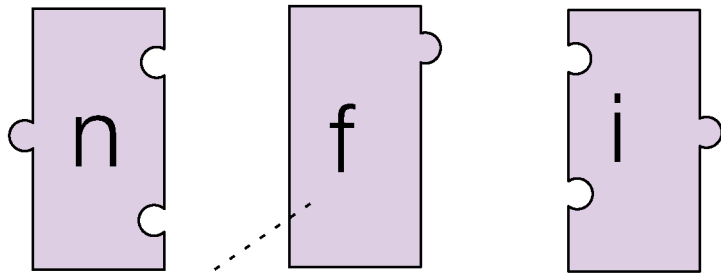
Jesus has chosen you  
so you can do good things.

Draw a picture of yourself.



If we do what Jesus teaches,  
He calls us His ...

Match the puzzle pieces and write the letters.



“Greater love has no one than this:  
to lay down one’s life for one’s friends.”

Finish the pattern by drawing  
the missing items in the boxes below.

