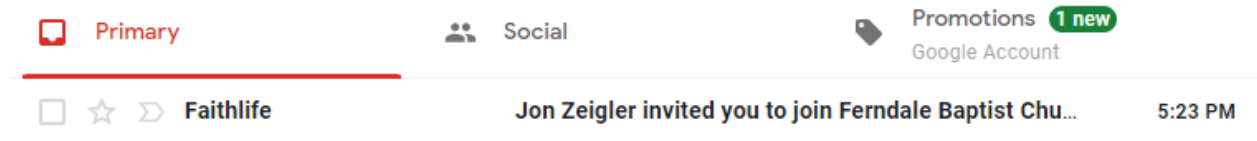



# Faithlife Instructions for new users

When you look in your email account you will see an email like this:



Open it up and press on JOIN GROUP





Ferndale Baptist Church  
Oakland, MD

# Create an Account to Join

You have been invited to join Ferndale Baptist Church.

To accept the invitation and join this organization, create a Faithlife profile associated with the following email address:

**fbcoaklandmd@gmail.com**

Click CREATE ACCOUNT →

Create account



## Create Account

fbcoaklandmd@gmail.com

Full Name

Ferndale Test

← Put in your full name

Phone (optional)

Mobile ▾

← Put in your mobile if you like

Password

Mypassword#@!

← Create a password

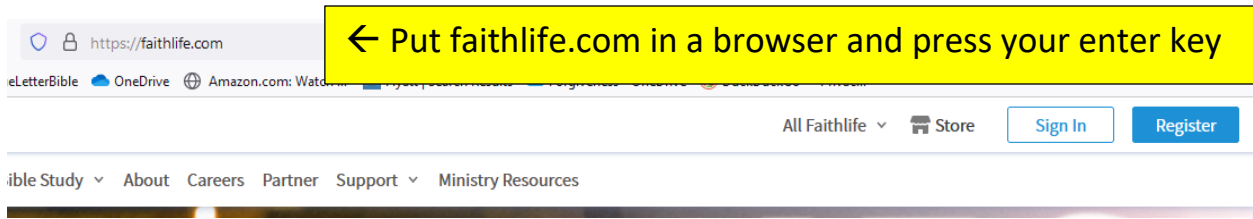
Sign me up to hear about news and special offers from Faithlife.

Send me relevant offers from Faithlife's trusted partners.

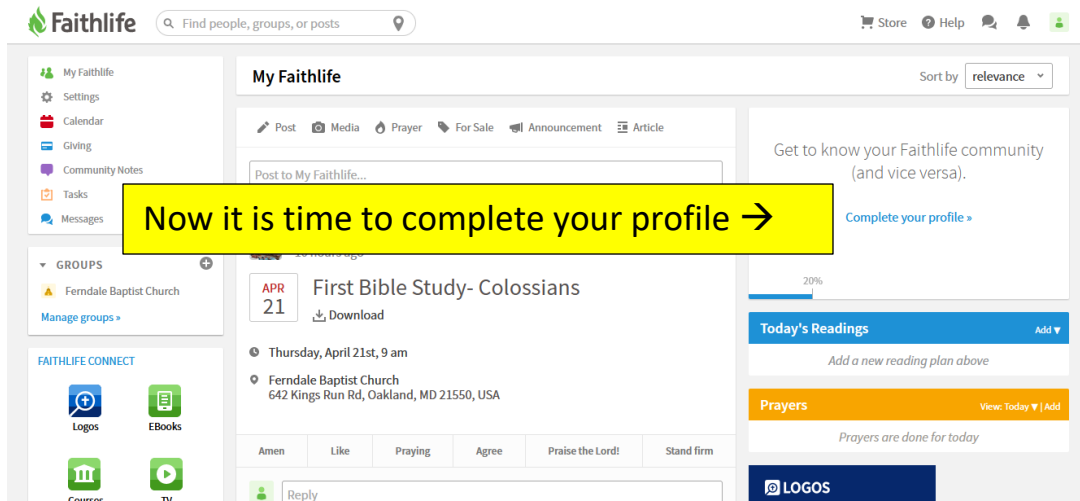
By creating an account you agree to Faithlife's [terms of service](#) and [privacy policy](#).

Create account

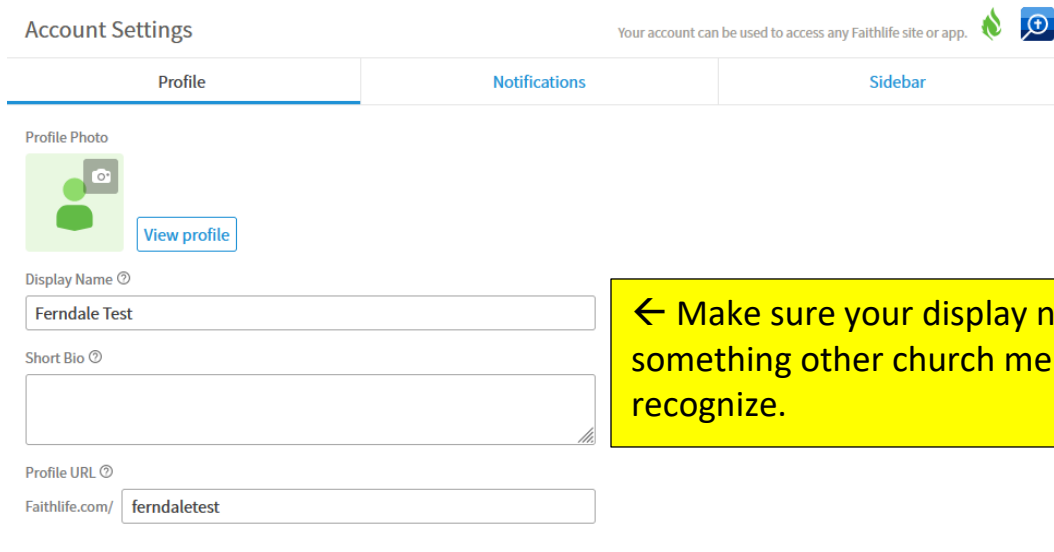
← Click Create Account



You may or may not need to enter your login information depending upon your browser settings.




## Setting up your profile



Faithlife.com/

▼ **Contact Information** You decide who can see this.

Me Group Admins Co-Members Everyone

Location 

Address US ▼  
  



+ Address

Phone 

+ Phone

Email 

+ Email

Social Profiles   
Name

← Now enter the info you want to enter. Note that the circle button can be moved to wherever you want it to be. It can be just you that can see the info. It can be group admins (me). It can be co members (people at our church) or everyone (public) I recommend Co-Members for most things.

› **About You** You decide who can see this.

› **Faith** You decide who can see this.

› **Marital Status** You decide who can see this.

← You do the same thing for each of the following categories. The more you fill out the more your co-members will know about you.


› **Employer & Organization** You decide who can see this.

› **Education** You decide who can see this.

› **Visibility**

▼ **Account** Generally private

Full Name  
  
  


Sign in Email 

# Account Settings

Your account can be used to access any Faithlife site or app.

Profile

Notifications

## Notification Preferences

Custom

Email me a daily summary of things I may have missed

▼ Posts Push, Email

- Notify me of replies to a post I've interacted with (created/replied/watched)
- Notify me of affirmations to my posts and replies (created/replied/watched)
- Notify me when I am mentioned in a post or reply
- Notify me when a post is made in a group where I am at least a(n) [moderator](#)
- Notify me when a post is replied to in a group where I am at least a(n) [admin](#)

Push ⓘ Email

- |                                     |                                     |
|-------------------------------------|-------------------------------------|
| <input checked="" type="checkbox"/> | <input checked="" type="checkbox"/> |
| <input checked="" type="checkbox"/> | <input checked="" type="checkbox"/> |
| <input checked="" type="checkbox"/> | <input checked="" type="checkbox"/> |
| <input checked="" type="checkbox"/> | <input checked="" type="checkbox"/> |
| <input type="checkbox"/>            | <input checked="" type="checkbox"/> |

Push ⓘ

- Notify me when I am mentioned or get a direct message
- Notify me when someone mentions @everyone
- Notify me of replies to a message I've interacted with
- Notify me when any message is sent

- |                                     |                                     |
|-------------------------------------|-------------------------------------|
| <input checked="" type="checkbox"/> | <input checked="" type="checkbox"/> |
| <input checked="" type="checkbox"/> | <input checked="" type="checkbox"/> |
| <input checked="" type="checkbox"/> | <input checked="" type="checkbox"/> |
| <input type="checkbox"/>            | <input checked="" type="checkbox"/> |

▼ Groups Push, Email

- Notify me when someone joins a group in which I can manage members
- Notify me when I am invited to join a group
- Notify me when someone requests to join a group in which I can manage members

Push ⓘ Email

- |                                     |                                     |
|-------------------------------------|-------------------------------------|
| <input type="checkbox"/>            | <input checked="" type="checkbox"/> |
| <input checked="" type="checkbox"/> | <input checked="" type="checkbox"/> |
| <input checked="" type="checkbox"/> | <input checked="" type="checkbox"/> |

▼ Events Push, Email

- Notify me when I am invited to an event

Push ⓘ Email

- |                                     |                                     |
|-------------------------------------|-------------------------------------|
| <input checked="" type="checkbox"/> | <input checked="" type="checkbox"/> |
|-------------------------------------|-------------------------------------|

← Now click on the NOTIFICATIONS tab. This is important because this will let you know via email and the FaithLife app what is happening

← I recommend checking email on everything so you get a notification in email no matter what happens.

OK You have probably gone far enough for today with the settings. Now, depending upon your browser's settings, the browser may, or may not, automatically log you into the site when you go to faithlife.com.

Along with the Website and Community page, there is also a cell phone app. It allows a person to do the same things as the online sites. This is how to install the app on your phone. Go to whatever your phone uses to install apps. Look for one like the one below.

The screenshot shows an Android phone's app store search results for 'faithlife app'. The top status bar shows the time 6:10 and various system icons. The search bar contains 'faithlife app' with a back arrow, a search icon, and a microphone icon. Below the search bar, three app listings are visible:

- Grow Your Faith**: Ad • Keith West • Lifestyle. Description: *Grow Closer To Christ*. Icon: A book on a wooden surface.
- Faithlife: Church Community**: Faithlife • Social. Status: Installed. Icon: A green square with a white flame.
- Faithlife Study Bible**: Faithlife • Books & Reference. Rating: 4.7 ★. Downloads: 500K+. Icon: A green square with a white cross.

A yellow callout box points to the 'Faithlife: Church Community' app with the text: '← Pick Church Community but take note of all the other FaithLife offerings'. Below this, another screenshot shows the app page for 'Faithlife: Church Community'. The app is already installed, and the 'Open' button is highlighted in green. A yellow callout box points to the 'Open' button with the text: '← Then INSTALL'. At the bottom, there are two buttons: 'Uninstall' (white with green text) and 'Open' (green with white text).

6:19



Activity



Write something...



It will take you to a page something like this once you have logged in.



Ferndale Baptist Church

View



Jon Zeigler in Ferndale Baptist Church



10 hours ago

APR 21

First Bible Study- Colossians

Thursday, April 21, 9 AM  
[Add to calendar](#)

Ferndale Baptist Church  
642 Kings Run Rd, Oakland, MD 21550, USA

Affirm

Reply

