

Slovakia



TOTAL POPULATION **5,402,925**

MAJOR CITIES

Bratislava  **423,737**

MAIN RELIGION

Christianity

MAJOR LANGUAGES

Slovak^{OL}

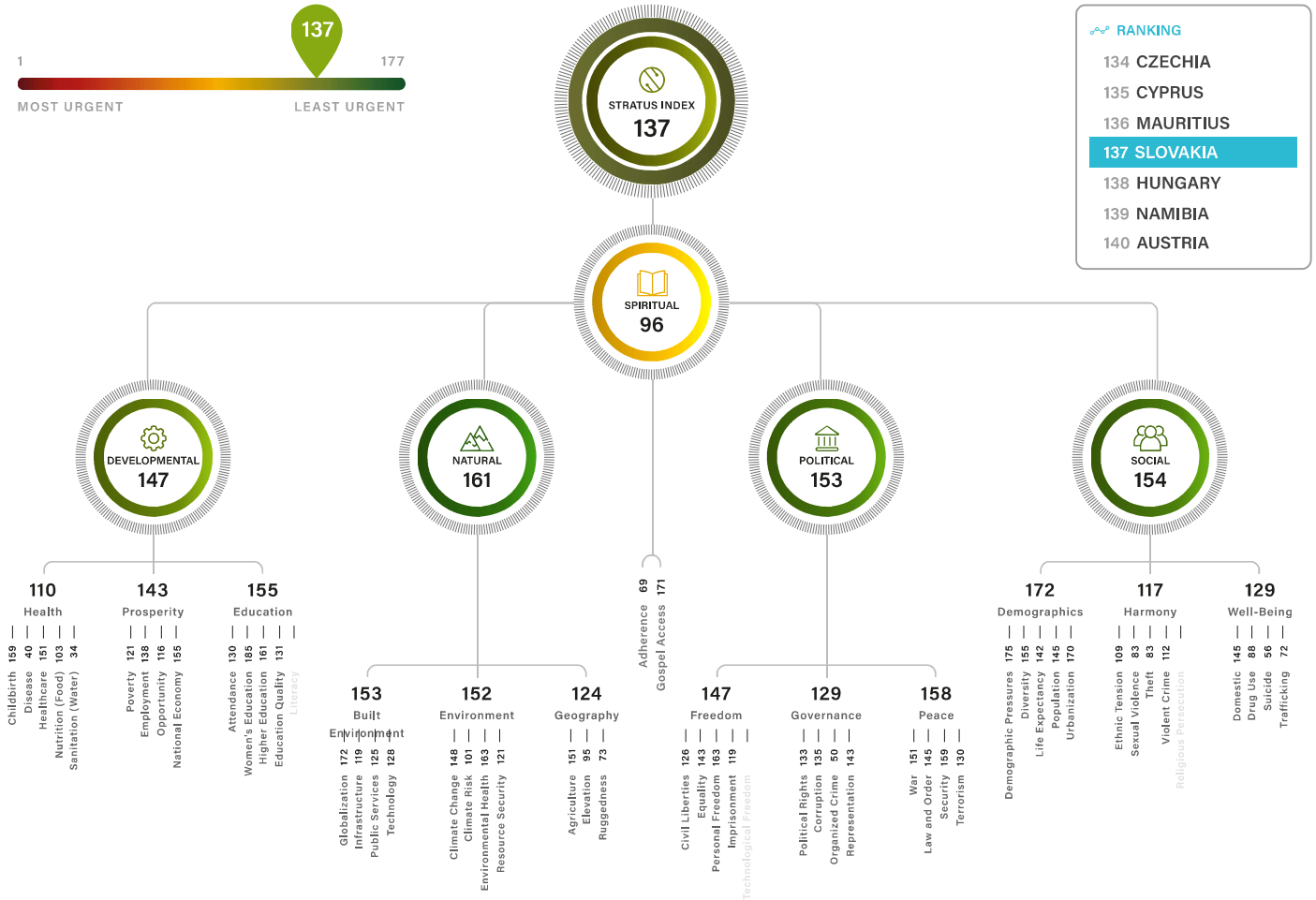
 PRAYER POINTS

- There are relatively high rates of money laundering
- Police reliability is relatively low
- There is a high gender imbalance (more females)
- The total death rate is relatively high
- Sexual exploitation rates are relatively high
- There are high demographic pressures from an aging population
- There are high rates of opioid abuse
- Public goods and governmental services are often lacking
- There are relatively high rates of kidnapping
- There is a high suicide rate




RANKING

134	CZECHIA
135	CYPRUS
136	MAURITIUS
137	SLOVAKIA
138	HUNGARY
139	NAMIBIA
140	AUSTRIA



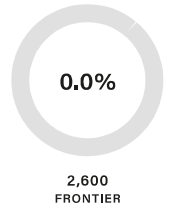
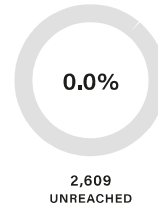
Slovakia



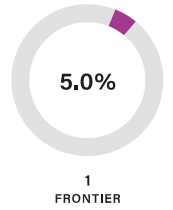
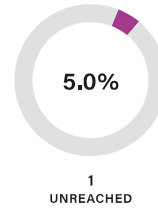
CHRISTIAN **92.78%**

EVANGELICAL **1.42%**

POPULATION **5,402,925**



PEOPLE GROUPS **20**



SLOVAKIA CONTAINS **0.0%** OF THE WORLD'S UNREACHED POPULATION

PIONEER MISSIONARIES NEEDED **1**




LARGEST PEOPLE GROUPS

NAME	INDIGENOUS	SCALE	LANGUAGE	POPULATION	POPULATION (%)	CHRISTIAN (%)	EVANGELICAL (%)	SCRIPTURE ACCESS
SLOVAK			SLOVAK	4,699,000	86.96%	94.00%	1.30%	
HUNGARIAN			HUNGARIAN	449,000	8.31%	90.00%	2.80%	
ROMANI, CARPATHIAN			ROMANI, CARPATHIAN	104,000	1.92%	85.00%	1.00%	
RUTHENIAN			RUSYN	33,000	0.61%	87.00%	3.00%	
ROMANI, SLOVAK			SLOVAK	33,000	0.61%	80.00%	1.00%	
CZECH			CZECH	30,000	0.56%	26.00%	0.70%	
BELARUSIAN			BELARUSIAN	11,000	0.20%	68.00%	1.30%	
DEAF			SLOVAKIAN SIGN LANGUAGE	11,000	0.20%	93.34%	0.00%	
UKRAINIAN			UKRAINIAN	7,300	0.14%	75.00%	3.80%	

Slovakia

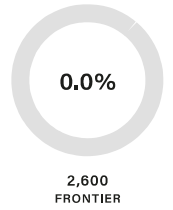
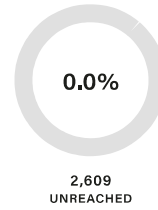
LANGUAGES



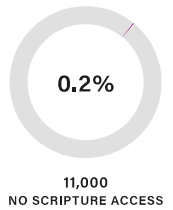
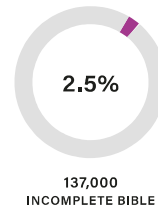
CHRISTIAN **92.78%**

EVANGELICAL **1.42%**

POPULATION **5,402,925**



LANGUAGES **18**



SLOVAKIA CONTAINS **0.0%** OF THE WORLD'S UNREACHED POPULATION

PIONEER MISSIONARIES NEEDED **1**

LARGEST LANGUAGE GROUPS

LANGUAGE	INDIGENOUS	SCALE	POPULATION	POPULATION (%)	CHRISTIAN (%)	EVANGELICAL (%)	SCRIPTURE ACCESS
SLOVAK			4,734,600	87.62%	93.85%	1.30%	
HUNGARIAN			449,000	8.31%	90.00%	2.80%	
ROMANI, CARPATHIAN			104,000	1.92%	85.00%	1.00%	
RUSYN			33,000	0.61%	87.00%	3.00%	
CZECH			30,000	0.56%	26.00%	0.70%	
BELARUSIAN			11,000	0.20%	68.00%	1.30%	
SLOVAKIAN SIGN LANGUAGE			11,000	0.20%	93.34%	0.00%	
UKRAINIAN			7,300	0.14%	75.00%	3.79%	
MACEDONIAN			4,600	0.09%	69.00%	0.20%	