


Latvia



TOTAL POPULATION **1,811,627**

MAJOR CITIES

Riga  **630,692**

MAIN RELIGION

Christianity

MAJOR LANGUAGES

Latvian^{OL}
Russian

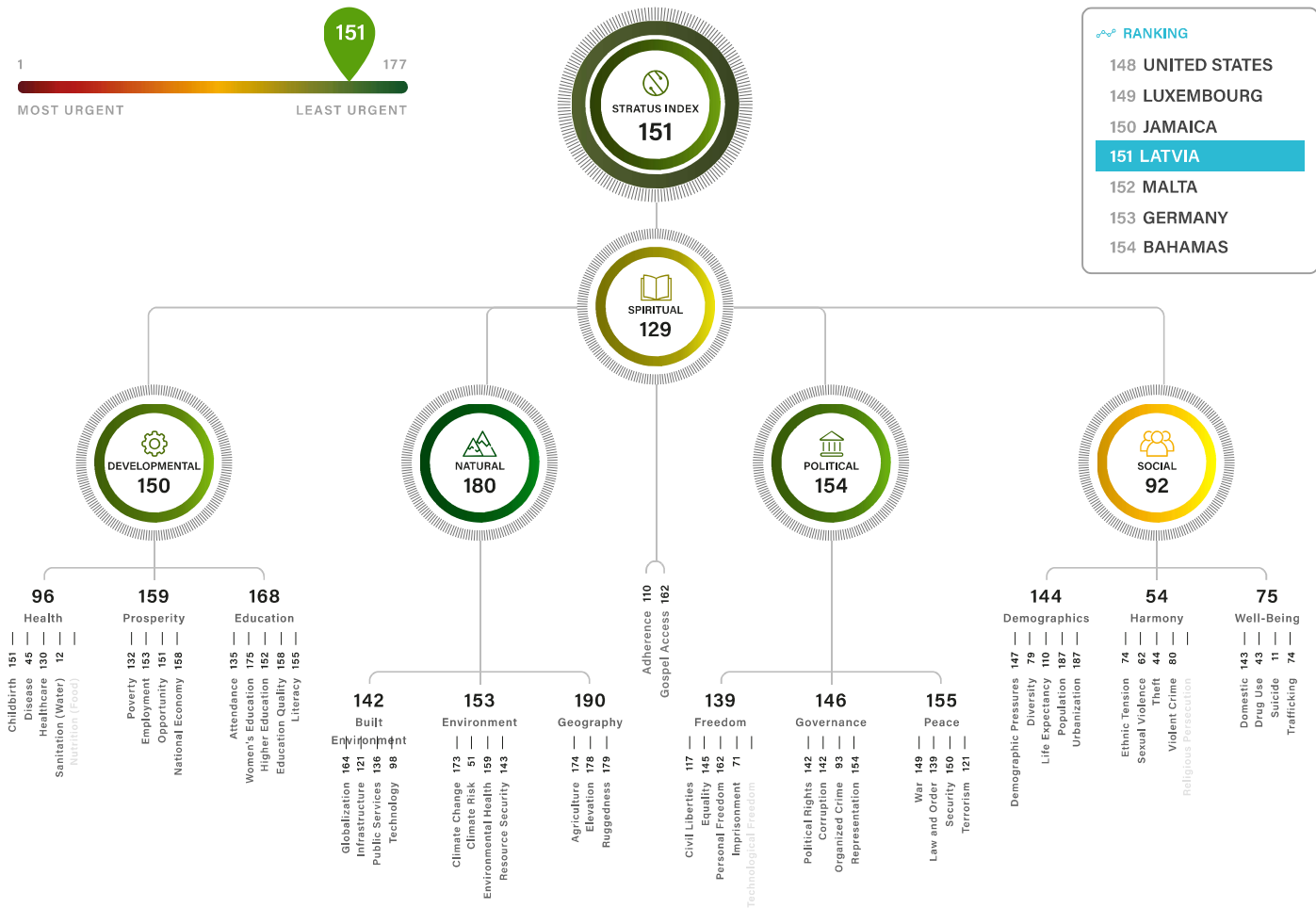
 PRAYER POINTS

- The total death rate is relatively high
- There is a high gender imbalance (more females)
- Sexual exploitation rates are relatively high
- There are relatively high rates of money laundering
- There is a high suicide rate
- There are high demographic pressures from an aging population
- There are high levels of sexual violence from non-intimate partners
- Social divisions are creating disadvantages for certain ethnicities
- There are high rates of opioid abuse
- Burglary rates are relatively high




RANKING

148	UNITED STATES
149	LUXEMBOURG
150	JAMAICA
151	LATVIA
152	MALTA
153	GERMANY
154	BAHAMAS



Latvia

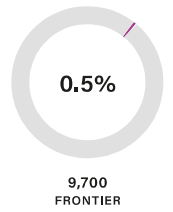
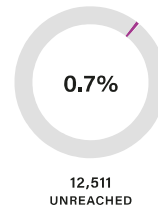
PEOPLE GROUPS



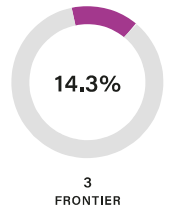
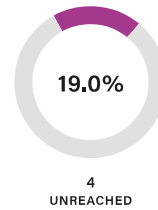
CHRISTIAN 60.05%

EVANGELICAL 7.35%

POPULATION 1,811,627



PEOPLE GROUPS 21




LATVIA CONTAINS 0.0% OF THE WORLD'S UNREACHED POPULATION

PIONEER MISSIONARIES NEEDED 4



LARGEST PEOPLE GROUPS

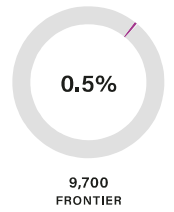
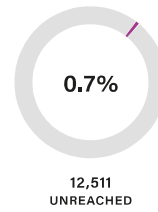
NAME	INDIGENOUS	SCALE	LANGUAGE	POPULATION	POPULATION (%)	CHRISTIAN (%)	EVANGELICAL (%)	SCRIPTURE ACCESS
LATVIAN			LATVIAN, STANDARD	1,131,000	62.46%	56.00%	10.88%	
RUSSIAN			RUSSIAN	457,000	25.24%	65.00%	1.45%	
BELARUSIAN			BELARUSIAN	79,000	4.36%	66.00%	1.30%	
UKRAINIAN			UKRAINIAN	42,000	2.32%	75.00%	3.80%	
POLISH			POLISH	40,000	2.21%	90.00%	0.30%	
LITHUANIAN			LITHUANIAN	23,000	1.27%	80.00%	1.10%	
ROMANI, BALTIC			ROMANI, BALTIC	6,700	0.37%	75.00%	0.50%	
JEW, LATVIAN-SPEAKING			LATVIAN, STANDARD	5,300	0.29%	0.00%	0.00%	
DEAF			LATVIAN SIGN LANGUAGE	3,800	0.21%	60.00%	0.00%	



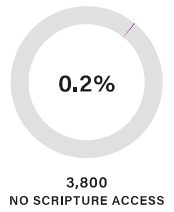
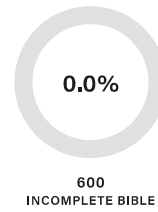
CHRISTIAN 60.05%

EVANGELICAL 7.35%

POPULATION 1,811,627



LANGUAGES 18



LATVIA CONTAINS 0.0% OF THE WORLD'S UNREACHED POPULATION

PIONEER MISSIONARIES NEEDED 4



LARGEST LANGUAGE GROUPS

LANGUAGE	INDIGENOUS	SCALE	POPULATION	POPULATION (%)	CHRISTIAN (%)	EVANGELICAL (%)	SCRIPTURE ACCESS
LATVIAN, STANDARD			1,136,500	62.76%	55.74%	10.83%	
RUSSIAN			457,000	25.24%	65.00%	1.45%	
BELARUSIAN			79,000	4.36%	66.00%	1.30%	
UKRAINIAN			42,000	2.32%	75.00%	3.80%	
POLISH			40,000	2.21%	90.00%	0.30%	
LITHUANIAN			23,000	1.27%	80.00%	1.10%	
ROMANI, BALTIC			6,700	0.37%	75.00%	0.51%	
ROMANIAN			5,300	0.29%	88.40%	4.79%	
LATVIAN SIGN LANGUAGE			3,800	0.21%	60.00%	0.00%	